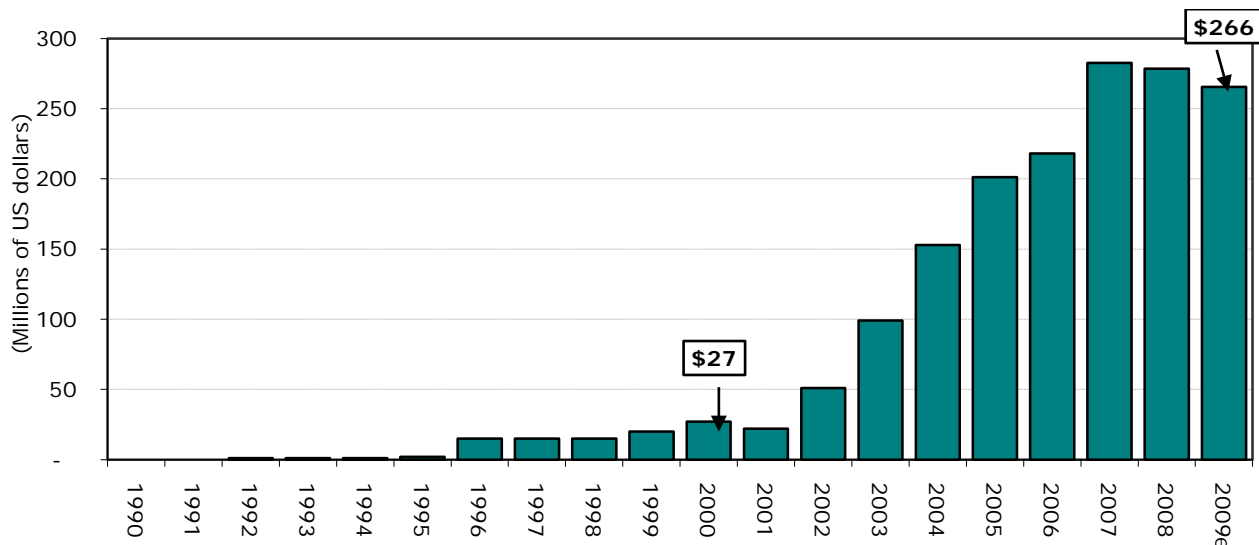


Remittances Profile: **Guyana**



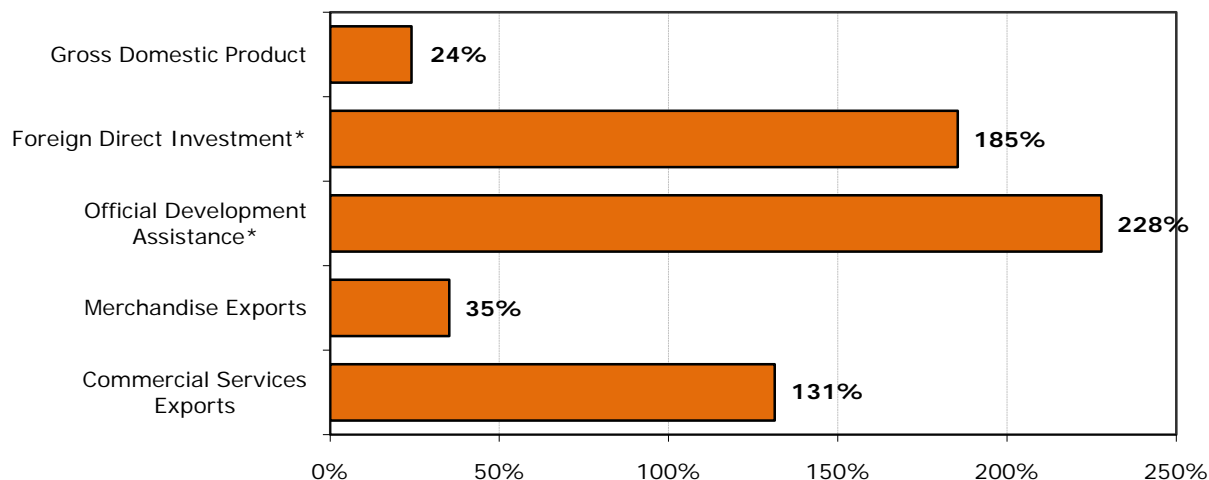
Formal Remittances Inflows



Source: [Remittances data, Development Prospects Group, World Bank, 2010](#)

Remittances Inflows as a Share of Selected Financial Flows and GDP, 2008

Remittances flows constitute an important source of foreign exchange for developing economies. Comparing remittances to other financial inflows displays the extent to which remittances contribute to a country's inflow of foreign exchange.



*FDI and ODA rates are based on 2007 data

Sources: [International Trade Statistics, World Trade Organization, 2009](#)
[Remittances data, Development Prospects Group, World Bank, 2009](#)
[World Development Indicators, World Bank, 2010](#)

International Migration

Total immigrants ^a	11,599
Total refugees ^a	..
Total emigrants ^b	417,469
Skilled emigration rate, tertiary educated ^c	85.9%
Average annual net migration ^d	-8,000

Notes: ^a2010; ^b2005; ^c2000; ^d2005-2010

Sources: [International Migrant Stock, 2009](#)
[World Population Prospects, 2008](#)
[Migration and Remittances Factbook, 2008](#)

Selected Socioeconomic Indicators

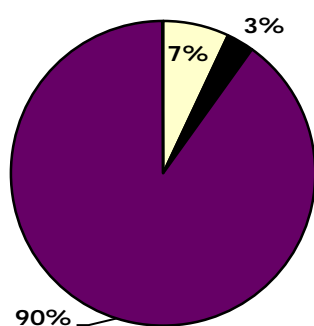
Total population ^a	752,940
Annual population growth ^a	-0.63%
Life expectancy at birth ^a	66.31
Infant mortality rate (per 1,000 live births) ^a	39.11
GDP per capita (purchasing power parity) ^a	\$3,800
GDP real growth rate ^a	-1.7%
Human Development Index Level ^b	Medium
Human Development Index Rank (out of 182) ^b	114

Notes: ^a2009 estimates; ^b2008

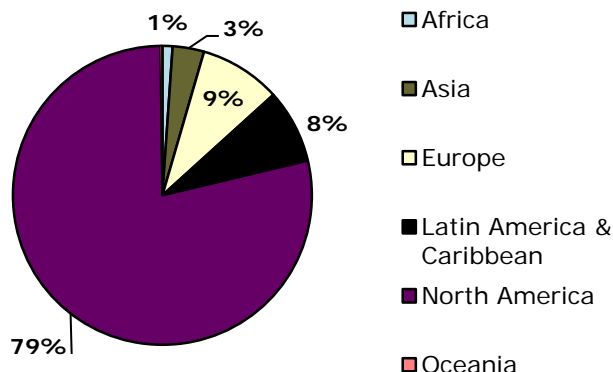
Sources: [CIA World Factbook, 2010](#)
[Human Development Report, 2009](#)

Remittances and Migration by Continent

Remittances Inflows to Guyana
by Continent of Origin



Percent of Guyanese Migrants
by Continent of Destination



Notes: Values are not displayed if they are less than 1 percent.

Source: [Human Development Report, 2009](#)

Remittances Costs to Guyana from

	USA
Average cost of sending US\$200	\$17.68
Company with lowest cost	Laparkan
Lowest cost	\$10.96

Notes: Corridor averages are unweighted and include money transfer operators, banks and others. Refers to the first quarter of 2010.

Source: [Remittances Prices, World Bank, 2010](#)

Remittances Resources

[Agunias, Dovelyn Rannveig. Remittances and Development: Trends, Impacts, and Policy Options. Migration Policy Institute, 2006.](#)

[Ratha, Dilip. Leveraging Remittances for Development. Migration Policy Institute, June 2007.](#)

[Ratha, Dilip and Zhimei Xu. Migration and Remittances Factbook 2008. Washington, DC: The World Bank, 2008.](#)

Further readings on [Migration and Development](#)

For definitions, see [our Remittances Glossary](#)